



CAT6 24 PORT REAR PUNCH PATCH PANEL

Technical information



Features:

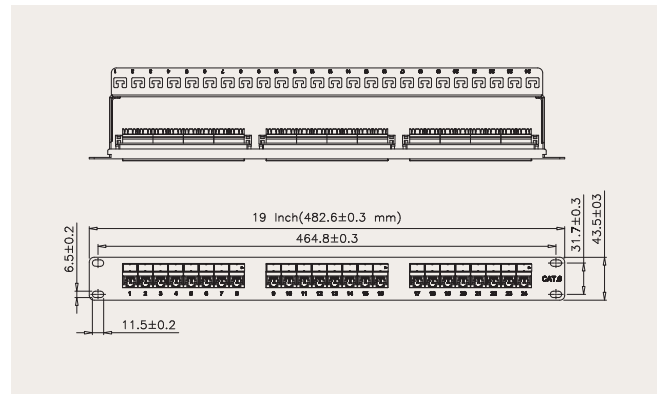
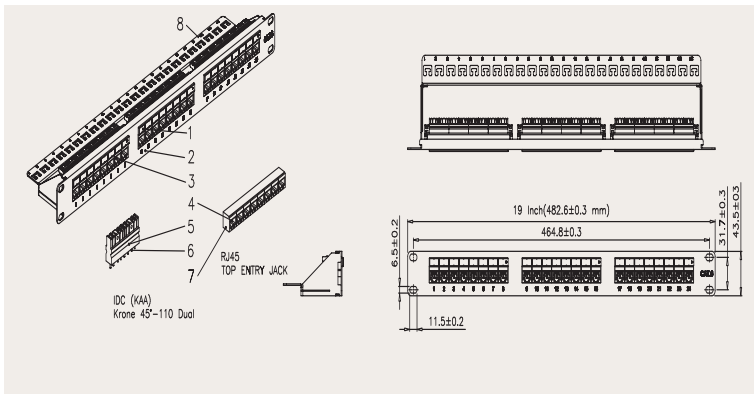
- ◆ PCB panel
- ◆ Fully flat front fascia
- ◆ Constructed of 3 x 8 port modules (24 port), 6 x 8 port modules (48 port)
- ◆ 110 and Krone style punchdown
- ◆ Easy port identification - front slide in cable label holders
- ◆ Terminating 4 pairs, 22-26 AWG, unshielded cable
- ◆ 3P Cat6 channel certified performance
- ◆ Rear detachable cable management bar included

Material

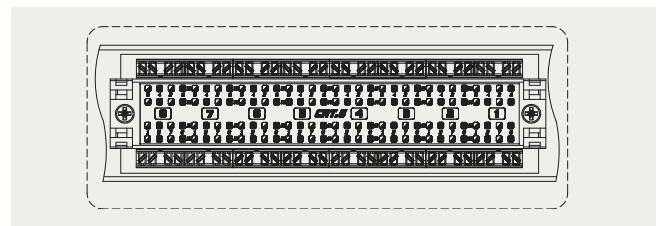
| | |
|----------------------|---|
| 1. Modular Plate | I.D. Plate: PVC, transparent colour. Frame: ABS, UL 94V-0 |
| 2. Panel | SPCC, 1.5mm thickness painted black (RAL9005) |
| 3. Jack Bracket Set | Polycarbonate, UL 94-V2, transparent colour |
| 4. RJ45 Jack Contact | Material: Phosphor bronze, nickel plated. Finish: 50 micron gold plated on plug contact area. |
| 5. IDC Housing | PC + 5% glass fibre, UL 94V-2 |
| 6. IDC Terminal | Phosphor Bronze, tin plated. |
| 7. RJ45 Jack Housing | ABS, UL 94V-0 |
| 8. Support Bar | SPCC, 1.5mm thickness painted black |

Performance

| | |
|-----------------------|--|
| Wiring specification | T568A & T568B |
| Insertion force | 20N max. |
| Retention strength | 7.7 kg between Jack and Plug |
| Operating temperature | -10°C to 60°C |
| Life (mating cycles) | Jack: 750 cycles min. IDC: Suitable for 22-26 AWG solid wire, compatible with both 110 and KRONE punchdown tools. |



779333 pictured



Part Number

| Item | Description | Ports | Size | Height |
|--------|-------------|--------|------|--------|
| 779333 | UnShielded | 24Port | 19" | 1U |
| 795077 | UnShielded | 48Port | 19" | 2U |